

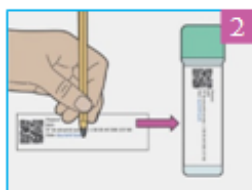
INSTRUCTIONS

If you have a letter inviting you to do the test, with 2 labels at the bottom, follow steps 1 and 2, then go straight to step 3.

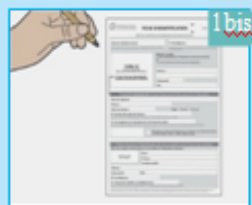
If you do not have this letter, go straight to step 1bis.



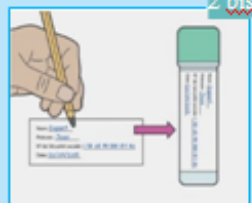
1 Stick the big label on the identification form (located in the center of your kit) and fill the form out.



2 Write the date on the small label and stick it on the flat part of the tube, over the writing "Nom" and "Date" already written on the tube.



1 bis Fill out the identification form (located in the center of the kit) including the label in the middle of the form.



2 bis Stick the label on the tube, covering the writing "Nom" and "Date" already written on the tube. Proceed to step 3.



3 Stick the adhesive stool collection paper on the toilet.

Press down gently on the paper to form a depression.

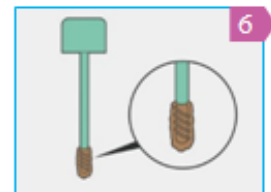
IMPORTANT: the stool must not come into contact with any liquids (urine, bleach etc).



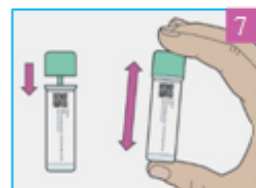
4 Twist the cap off the tube to open it.



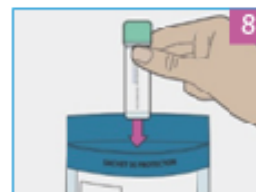
5 Collect a stool sample from different parts of the movement with the stick.



6 The grooves on the end of the stick must be completely covered in stool.



7 Close the tube and shake it.



8 Check you have stuck the completed label on the tube. Insert the tube into its protective pouch.



9 Insert the pouch that contains the test into the free post envelope, along with the identification form. Close the envelope.



10 Post envelope within 24 hours of completing the test.

You will receive your results by post in the next 15 days. For online results, please ask at www.resultat-depistage.fr (you will need to enter the number on your invitation letter or the number written on the tube).

NEED MORE INFORMATION?

- Ask your doctor
- Go online: www.e-cancer.fr, "Dépistage" section

• Call ADOC 94: 0800 69 27 78 (Val-de-Marne residents only, free call from a landline Monday-Friday, 8.30am-6pm)

• Call the National Cancer Institute: 0805 123 124 (free call from a landline, Monday to Friday: 9am-7pm, Saturdays: 9am-2pm)

FAQ

• For how long is my test valid? Check the use by date on the side of the tube.

• What if I lose or damage my test? Ask your doctor for a new free test.

• Something went wrong with the sample collection, what should I do?

Ask your doctor or ADOC 94 for advice (0800 69 27 78).